allsafe
made in germany seit 1964

IHR ERFOLG MIT SICHTBARER HALTUNG

allsafe AEROSPACE

Sicherheit Made in Germany

2.0
Seat Track Fittings

PAX Seat Fittings

Quick Change (QC)
Standard Seat Belt Shackles

page 22-27

Flush Fittings

Inch Thread
Metric Thread

page 28-31

Panel and Stanchion Fittings

Quick Change (QC)
Inch Thread
Metric Thread

page 32-43

Restraint Fittings

page 44-49

PAX Seat Fittings

Quick Change (QC)
Standard
Seat Belt Shackles

In close collaboration with airframe and seat manufacturers allsafe has developed in the past years an excellent expertise for the **design and production of passenger seat fittings.**

These fittings bring significant improvement in handling time to our customers, combined with high reliability, excellent performance / weight ratio and economical production processes.

Today we are already working on solutions that are scheduled to enter into service in the next decade, responding to the requirements for reduced installation time as well in the Final Assembly Line as for reconfiguration. These products will feature integrated fastening solutions, adapted to the specific seat design.

If you would like to benefit from our know-how we would be pleased to discuss your projects with you – allsafe is committed to support you from the early design phase with first prototypes until full qualification of serial products.

Customer demand

Design

Finite Element Analysis

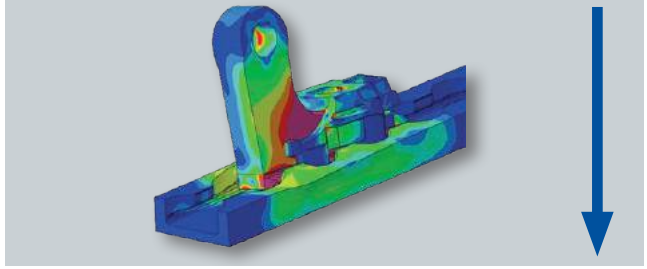

Testing

Series production & Packaging

Delivery

PAX Seat Fittings

Integrated function combined with an interesting strength-weight-ratio.

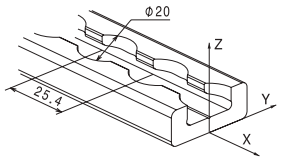

Front Leg Seat Fittings

	Description	Material	Weight	Order code
Front Leg QC Fitting				110089-10
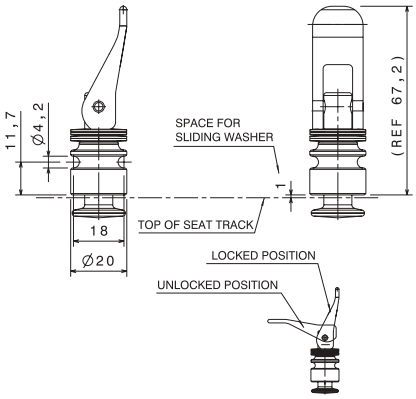	To be incorporated into the front seat leg Geometry can be adapted to customers requirements	Stud: CRES, passivated Body and lever: aluminium, anodized	51 grs.	
Front Leg QC Fitting (loose item kit)				114211-10
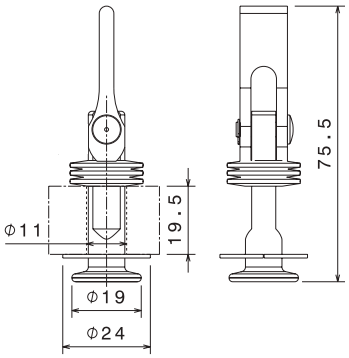	To be incorporated into the front seat leg tested according to Airbus seat load spectra requirements for: A 320, A 330, A 350, A 380 special lengths or different lever-design abailable upon request	Stud: zinc-nickel plated Lever: aluminium, anodized	45 grs.	
Front Leg Fitting				110937-10
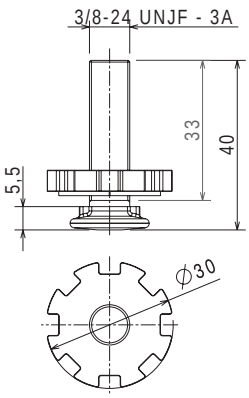	To be incorporated into the front seat leg	Stud: zinc plated Nut: aluminium, anodized	32 grs.	

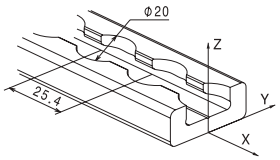

Rear Leg Seat Fittings

	Description	Material	Weight	Order code
Rear Leg Double Stud Fitting				112002-10
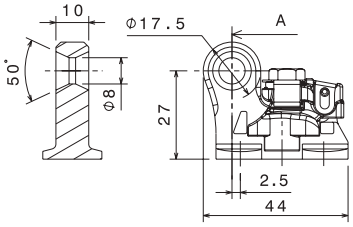	For high load 16 g applications Ultimate load: * $F_{XZ45°}$ > 45.0 kN / 10100 lbf interchangeable with 160035-10	Body and plunger: steel, zinc-nickel plated	98 grs.	
Rear Leg Double Stud Fitting – Easy installation				112002-41
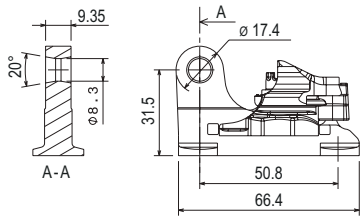	For high load 16 g applications Individual load tests available upon request	Body and plunger: steel, zinc-nickel plated	165 grs.	
Rear Leg Triple Stud Fitting				112003-10
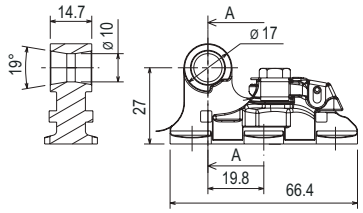	For high load 16 g applications Ultimate load: * $F_{XZ45°}$ > 50.0 kN / 11250 lbf interchangeable with 160036-20	Body and plunger: steel, zinc-nickel plated	149 grs.	
Rear Leg Triple Stud Fitting				112003-20
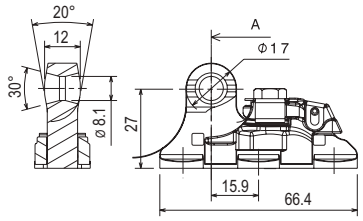	For high load 16 g applications Ultimate load: * $F_{XZ45°}$ > 50.0 kN / 11250 lbf	Body and plunger: steel, zinc-nickel plated	146 grs.	
Rear Leg Triple Stud Fitting – Easy installation				112003-41
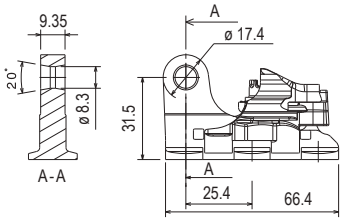	For high load 16 g applications Ultimate load: * $F_{XZ45°}$ > 50.0 kN / 11250 lbf	Body and plunger: steel, zinc-nickel plated	173 grs.	
Rear Leg Quattro Stud Fitting				112004-10
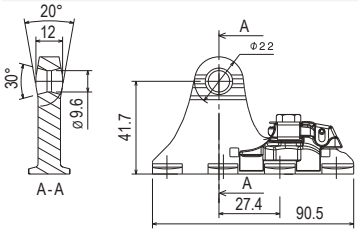	For high load 16 g applications Ultimate load: * $F_{XZ45°}$ > 50.0 kN / 11250 lbf	Body and plunger: steel, zinc-nickel plated	173 grs.	

Other configurations: Available upon request, ask us!

* when installed in heavy duty track according to AS33601 with appropriate fasteners

allsafe
made in germany seit 1964

Other configurations: Available upon request, ask us!

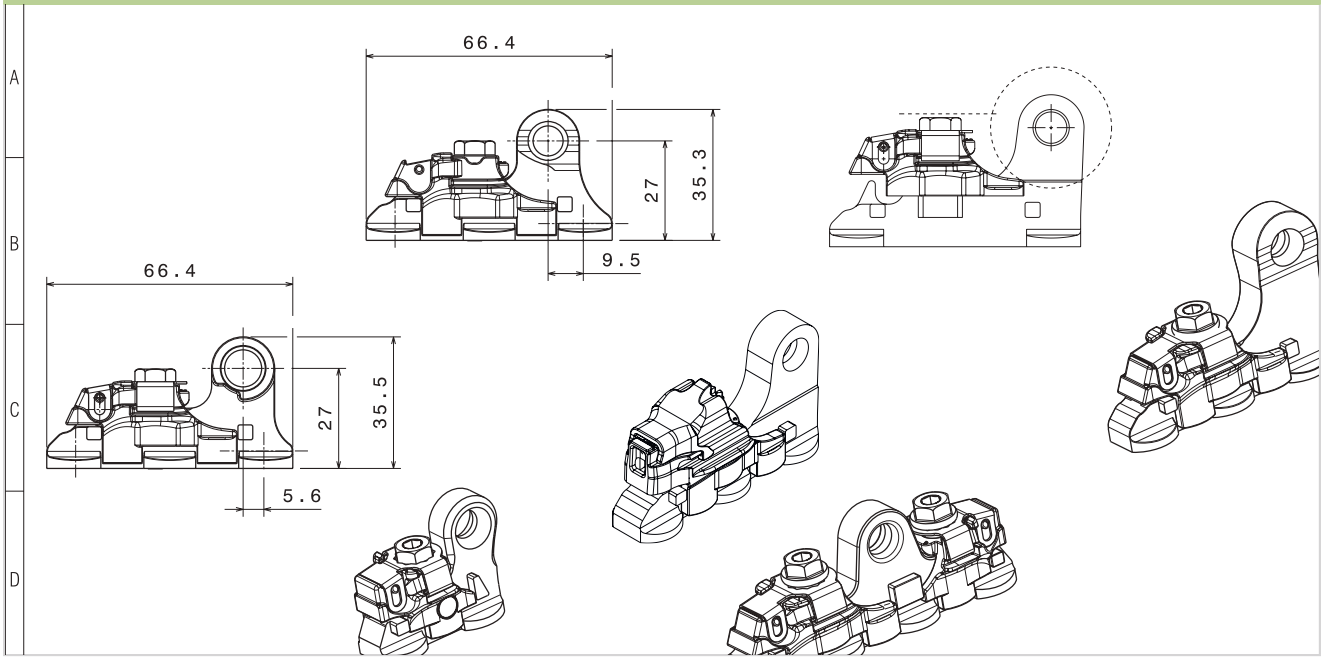

Spare parts

		Order code
	Rear Leg Double Stud Fitting	160035-10
	Rear Leg QC Triple Stud Fitting	160036-10
	Rear Leg QC Triple Stud Fitting	160036-20
	Rear Leg QC Quadruple Stud Fitting	160037-10

Seat Belt Shackles

These Shackles are used to fix the passenger restraint belt to the seat structure. The Seat Belt Shackles are designed to incorporate high strength and low profile design with today´s generation of lightweight seats.

Seat Belt Shackles for PAX Seats

	Description	Material	Weight	Order code
Seat Belt Shackle 15° Reinforced				110713-31
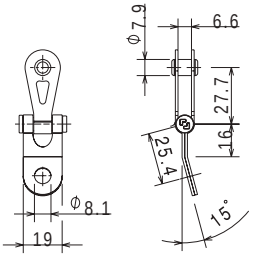	Supersedes P/N 41 713-31, Ultimate load: > 16 kN / 3500 lbf	Stainless steel	30 grs.	
Seat Belt Shackle 15° Reinforced				110713-32
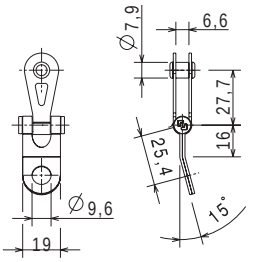	Supersedes P/N 41 713-32, Ultimate load: > 16 kN / 3500 lbf	Stainless steel	30 grs.	

Special Fittings

Are you looking for a fitting solution for a special requirement? No problem!
Our engineering department is specialized in development an testing of all types of fittings for aircraft seat tracks.

Special requirements: Challenge us!

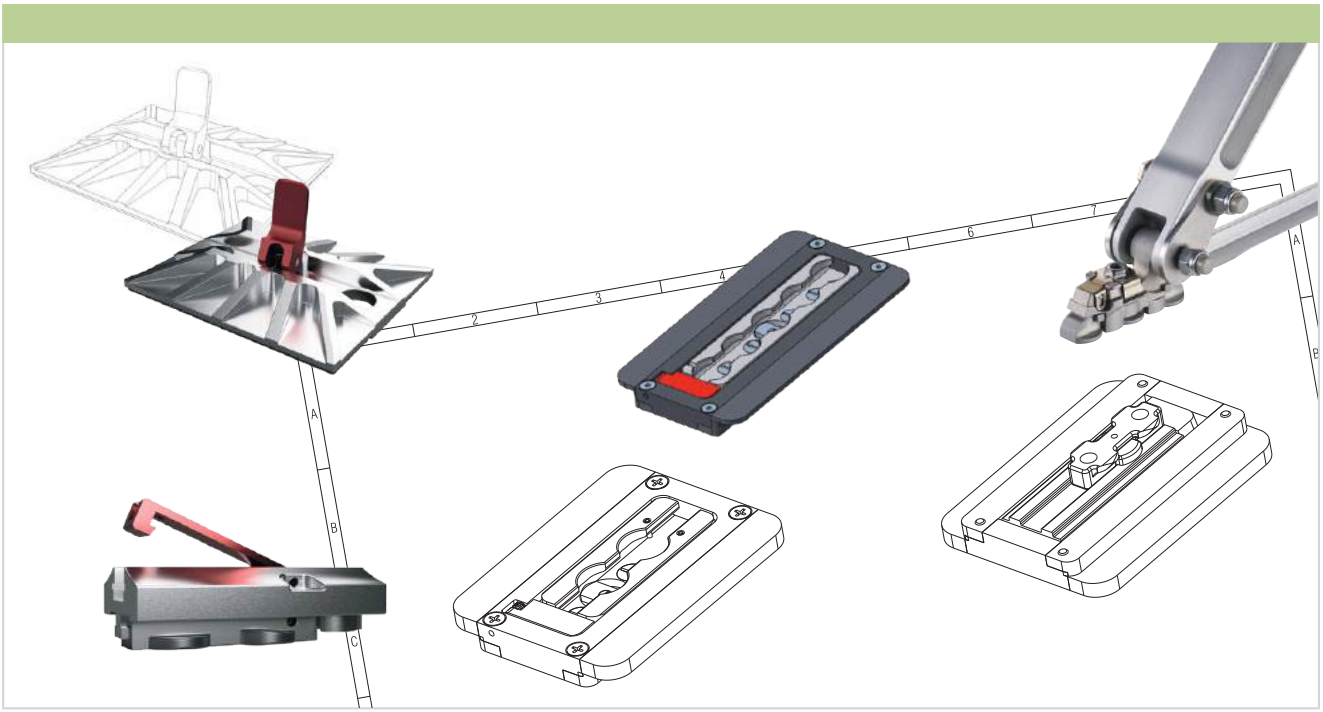

allsafe
made in germany seit 1964

Flush Fittings

Inch Thread

Metric Thread

For all applications with low and medium loads requiring fittings that do not protrude out of the seat track.

Available with inch and metric thread.

Metric thread is ideal for applications in A400M and NH90.

Flush fitting, single stud

Flush fitting, double stud

Flush Fittings · Female Inch Thread

For all applications with low and medium loads requiring fittings that do not protrude out of the seat track.

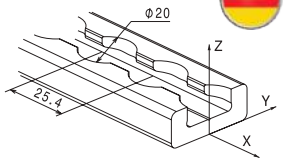

Flush Fittings

		Description	Material	Weight	Order code
	Flush 10/32" F Fitting				42 922-
	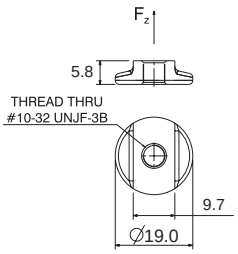	Single stud **-10** Thread #10-32 UNJF-3B with thread lock **-11** Thread #10-32 UNJF-3B Ultimate load: * F_Z > 15.0 kN / 3400 lbf	Alloy steel, heat-treated and zinc-plated	9 grs.	-10 -11
	Flush 2x 1/4" F Fitting				42 615-10
	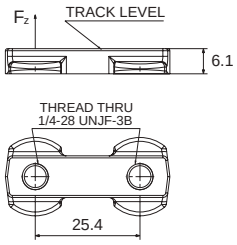	Double stud Thread 1/4-28 UNJF-3B Ultimate load: * F_Z > 17.8 kN / 4000 lbf per thread hole, total 35.6 kN / 8000 lbf	Forged steel 4140, heat-treated and zinc-plated	20 grs.	
	Flush 1/4" F Fitting				42 182 -10
	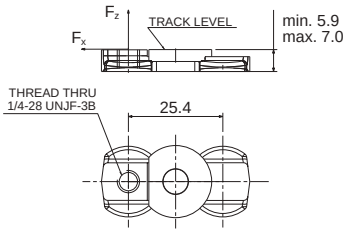	Double stud with retainer Thread 1/4-28 UNJF-3B Ultimate load: * F_X > 7.6 kN / 1700 lbf F_Y > 7.6 kN / 1700 lbf F_Z > 19.1 kN / 4300 lbf	Body: forged steel 4140 Retainer: alloy steel, heat treated and zinc-plated	22 grs.	
	Flush 5/16" F Fitting				110413-10
	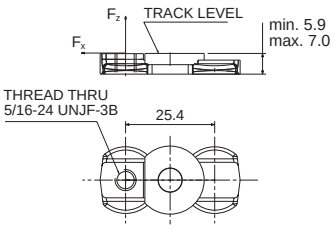	Double stud with retainer Thread 5/16-24 UNJF-3B Ultimate load: * F_X > 19.8 kN / 4450 lbf F_Y > 19.8 kN / 4450 lbf F_Z > 20.9 kN / 4700 lbf	Body: forged steel 4140 Retainer: alloy steel cad-plated	22 grs.	
	Flush 1/4" F Center Fitting				110074-10
	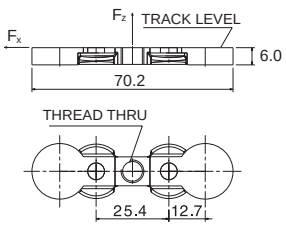	Double stud centered thread hole, double retainer Thread 1/4-28 UNJF-3B Ultimate load: * F_X > 12.7 kN / 2850 lbf F_Y > 11.2 kN / 2500 lbf F_Z > 18.2 kN / 4090 lbf	Body: forged steel 4140, heat-treated and zinc-plated Retainer: aluminium, anodized	26 grs.	

* when installed in heavy duty track according to AS33601 with appropriate fasteners, loads applied individually

Flush Fittings · Female Metric Thread

Ideal for applications in A400M and NH90.

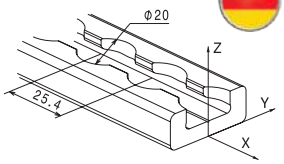

Flush Fittings

		Description	Material	Weight	Order code
	Flush MJ6 / MJ8 F Fitting				120233-
	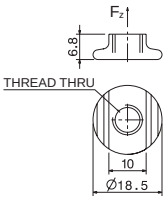	Single stud Thread: -10 MJ6x1 -11 MJ8x1 MJ8x1 thread lock Ultimate load: * F_Z > 17.8 kN / 4000 lbf	CRES, passivated	11 grs.	-10 -11 120284-51
	Flush 2x MJ5 F Fitting				120236-10
	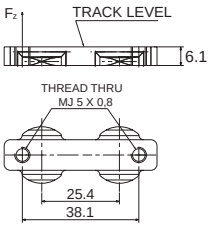	Double stud Thread: 2x MJ5x0.8 Ultimate load: * F_Z > 15.0 kN / 3350 lbf	CRES, passivated	27 grs.	
	Flush MJ6 F Fitting				110185 -10
	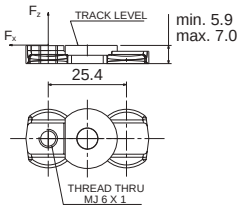	Double stud Thread: MJ6x1 Ultimate load: * F_X > 10.0 kN / 2250 lbf F_Y > 10.0 kN / 2250 lbf F_Z > 20.0 kN / 4500 lbf	Forged steel 4140, heat-treated and zinc-plated	22 grs.	
	Flush MJ8 F Fitting				110185-11
	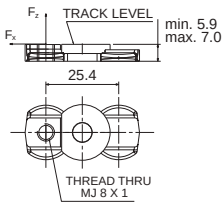	Double stud Thread: MJ8x1 Ultimate load: * F_X > 20.0 kN / 4500 lbf F_Y > 20.0 kN / 4500 lbf F_Z > 30.0 kN / 6750 lbf	Forged steel 4140, heat-treated and zinc-plated	22 grs.	
	Flush 2x MJ6 F Fitting				120615-40
	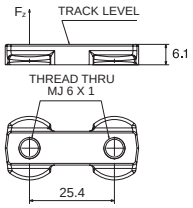	Double stud Thread: 2 x MJ6x1 Ultimate load: * F_Z > 17.8 kN / 4000lbf per thread hole	Forged steel 4140, heat-treated and zinc-plated	20 grs.	
	Flush 2x5 / 2x6 F Fitting				120220
	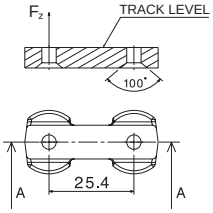	Double stud 2 countersunk holes: **-10** for MJ4 **-11** for MJ5	Forged steel 4140, heat-treated and zinc-plated	21 grs.	-10 -11

* when installed in heavy duty track according to AS33601 with appropriate fasteners, loads applied individually

allsafe
made in germany seit 1964

Panel and Stanchion Fittings

Quick Change (QC)
Inch Thread
Metric Thread

Panel and Stanchion fittings are used for all type of installations on seat and cargo tracks of fixed wing airplanes and helicopters, either for commercial or military use.

In addition to the wide range of standard seat track fittings allsafe is constantly expanding its portfolio with innovative solutions.

Future cabin interior will need more and more integration of the attachment functions. allsafe is listening to the customer´s requirements and prepared to support you - **from the early design phase until full qualification of serial products.** Benefit from our expertise and consult us for your coming projects!

Installation of no-loose-parts fitting

Installation of stud fitting with retainer

Installation of no-loose-parts fitting P/N 110057

Panel and Stanchion Fittings · Quick Change

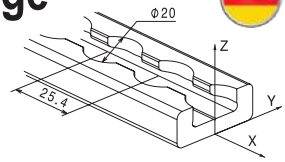

Gives you reliable and easy to lock and unlock connection for almost all applications.
Please ask our staff for adaptions and load specifications.

Tool-less operation

		Description	Material	Weight	Order code
Triple Stud QC Fitting - slidable					110095-10
	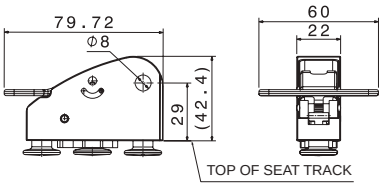	Triple stud fitting For stretchers and similar applications, tool-less operation Ultimate load: * F_X > 5.0 kN / 1100 lbf F_Y > 2.0 kN / 450 lbf F_Z > 20.0 kN / 4500 lbf	CRES and aluminium	185 grs.	
			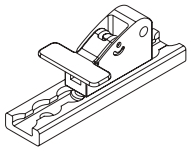		
Single Stud QC Fitting					110099-20
	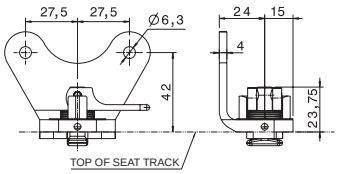	Single stud fitting For lateral attachments, tool-less operation Ultimate load: * F_X > 10.0 kN / 2250 lbf F_Y 2.5 kN / 550 lbf to 10.0 kN / 2250 lbf F_Z > 10.0 kN / 2250 lbf depending on stiffness of attachment	CRES and aluminium	86 grs.	
			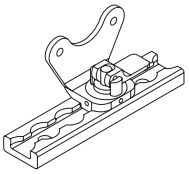		
Double Stud QC 3/8" F Fitting - slidable					110939-11
	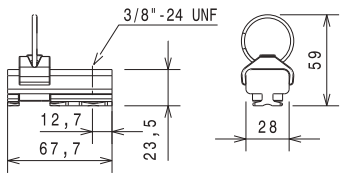	Tool-less operation not rattle free Ultimate load: * F_X > 25.0 kN / 5600 lbf F_Y > 15.0 kN / 3350 lbf F_Z > 10.0 kN / 2250 lbf	CRES, zinc-nickel plated and aluminium, anodized	122 grs.	
					
Single Stud QC Fitting					110088-
	-10	Fitting with bracket, tool-less operation	CRES and aluminium	87 grs.	-10
	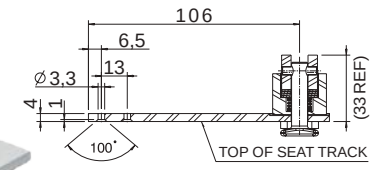		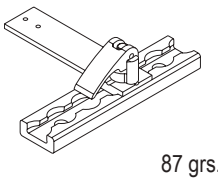		
	-11			87 grs.	-11
	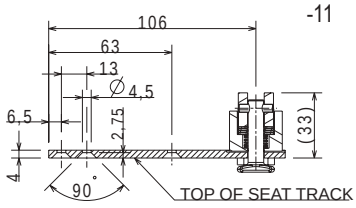		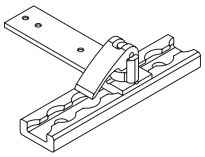		
	-12				-12
	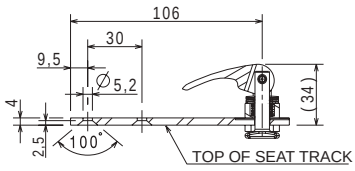		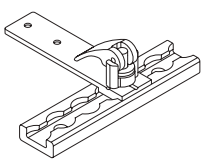		

* when installed in heavy duty track according to AS33601 with appropriate fasteners, loads applied individually

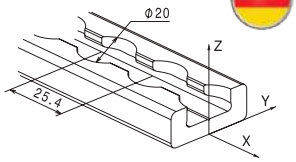

Tool-less operation

		Description	Material	Weight	Order code
	Single Stud QC Fitting				110088-
	-20 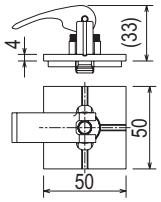 -21 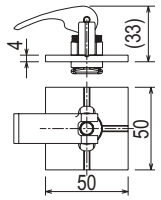	Fitting with bracket, tool-less operation	CRES and aluminium	77 grs.	-20
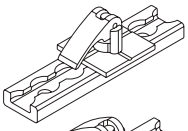				77 grs.	-21
	-22 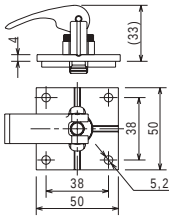 -23 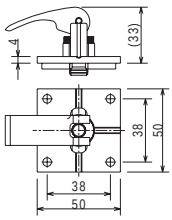			75 grs.	-22
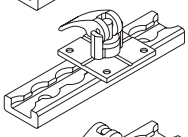				75 grs.	-23
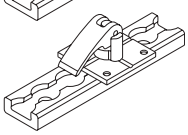					
	QC Slide Fitting				114337-10
	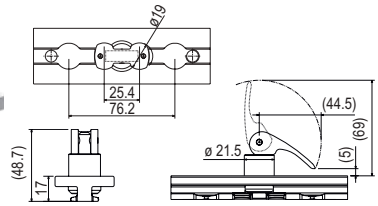	Fitting with bracket, tool-less operation, slidable F_X > 6.0 kN / 1350 lbf F_Y > 31.5 kN / 7100 lbf F_Z > 20.5 kN / 4600 lbf F_{XZ} > 12.5 kN / 2800 lbf	CRES and aluminium 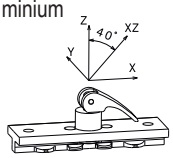	211 grs.	other configurations available upon request
	Adjustable QC Fitting				110090-10
	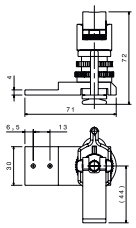	QC Fitting for special applications adjustable	CRES passivated and aluminium anodized	148 grs.	
	Single Stud QC Flange Fitting				110059-10
	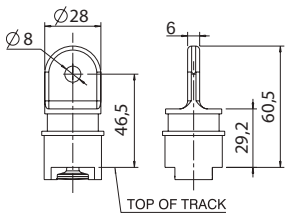	Single stud flange fitting Quick connect / disconnect function (tool-less), plunger spring-loaded Ultimate load: * F_X > 5.0 kN F_Y > 5.0 kN F_Z > 17.8 kN / 4000 lbf	Body and stud: CRES passivated Retainer: aluminium, anodized	130 grs.	
	Single Stud QC Tube Fitting				110065-10
	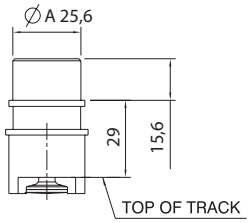	Single stud tube fitting Quick connect / disconnect function (tool-less), plunger spring-loaded Ultimate load: * F_X > 5.0 kN F_Y > 5.0 kN F_Z > 17.8 kN / 4000 lbf	Body and stud: CRES passivated Retainer: aluminium, anodized	130 grs.	

* when installed in heavy duty track according to AS33601 with appropriate fasteners, loads applied individually

allsafe
made in germany seit 1964

Panel and Stanchion Fittings · Female Inch Thread

Compact and standardized design meets high load capacity and excellent corrosion resistance for all type of cabin installations.

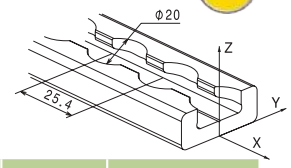

Female Thread

		Description	Material	Weight	Order code
	Single Stud 1/4" F Fitting NLP				110057-10
	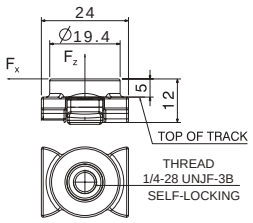	Single stud no loose parts Thread: 1/4-28 UNJF-3B (blind hole), self-locking (re-usable), Ultimate loads: * F_X > 16.0 kN / 3500 lbf F_Y > 16.0 kN / 3500 lbf F_Z > 16.0 kN / 3500 lbf	Fitting and retainer: CRES, cad-plated	27 grs.	
	Double Stud 5/16" F Fitting TL				110120 -
 zinc-plated	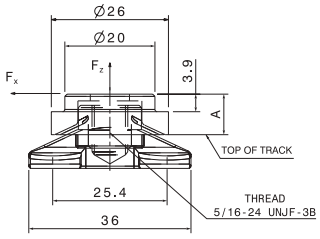 self-locking thread	Double stud fitting Thread: 5/16-24 UNJF-3B (blind hole), self-locking (re-usable) Also available as no-loose-parts assembly Ultimate loads: * F_X > 27.0 kN / 6000 lbf F_Y > 16.0 kN / 3500 lbf F_Z > 35.0 kN / 8000 lbf	Fitting and retainer: CRES finish: see table		
 cad-plated + primer		**A**			
		9.0	thread-lock	cad-plated + primer	47 grs.	-20
		7.5	thread-lock	cad-plated + primer	41 grs.	-21
		9.0	thread-lock, no-loose-parts	zinc-plated	47 grs.	-32
		7.5	thread-lock, no-loose-parts	zinc-plated	41 grs.	-33
		9.0	thread-lock	zinc-plated	47 grs.	-50
		7.5	thread-lock	zinc-plated	41 grs.	-51
	Double Stud 5/16" F				121024-10
	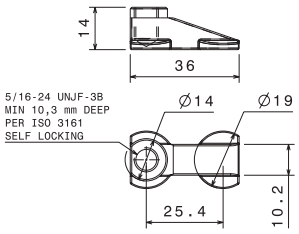	Seat track fitting Thread: 5/16-24 UNJF-3B per ISO3161, self-locking Ultimate loads: * F_X > 27.0 kN, F_Y > 16.0 kN F_Z > 30.0 kN, F_{ZX} > 30.0 kN F_{YZ} > 20.0 kN	Fitting and retainer: steel, zinc-nickel plated	28 grs.	
	Spacer Offset				121023-10
 	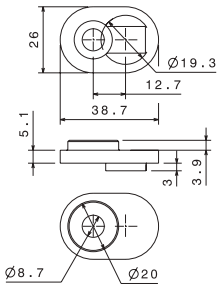	offset retainer Ultimate loads: * F_X > 27.0 kN F_Y > 16.0 kN F_Z > 30.0 kN F_{ZX} > 30.0 kN F_{YZ} > 20.0 kN	Fitting and retainer: steel, zinc-nickel plated	32 grs.	

* when installed in heavy duty track according to AS33601 with appropriate fasteners, loads applied individually

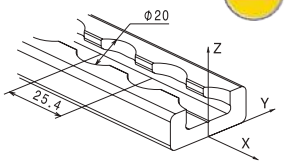

Female Thread

	Description	Material	Weight	Order code
Triple Stud 5/16" F Fitting				120120-22
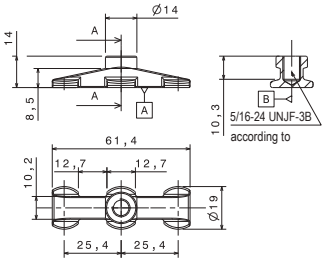	Triple stud fitting Thread: 5/16-24 UNJF-3B compatible with spacer PN 120121-32 (see dimensions ABS1262C020) and PN 120121-33 (see dimensions ABS1262C030)	zinc-plated	42 grs.	

according to AIRBUS standard

	Description	Material	Weight	Order code
Double Stud 5/16" F Fitting				ABS1262F010
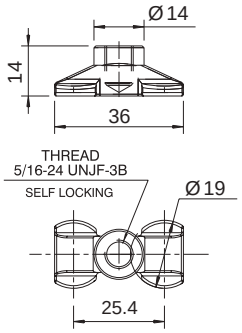	Double stud fitting Thread: 5/16-24 UNJF-3B (blind hole), self-locking (re-usable) Ultimate loads: * F_X > 27.0 kN / 6000 lbf F_Y > 16.0 kN / 3500 lbf F_Z > 35.0 kN / 8000 lbf in conjunction with ABS1262C020 or C030	CRES, cad-plated + primer especially for use in wet area (galley, lavatory)	29 grs.	
Spacer				ABS1262C020
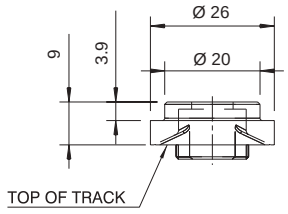	To be used with P/N ABS1262F010	CRES, cad-plated + primer	22 grs.	
Spacer				ABS1262C030
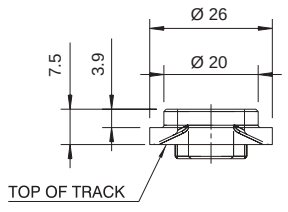	To be used with P/N ABS1262F010	CRES, cad-plated + primer	17 grs.	
Plastic Cap				120166-10
	For thread 5/16 or M8 Protects thread from pollution and fixes retainer to fitting when placed in seat- track and before installation of the monument. Easy to install / remove.	Plastic, yellow	5 grs.	

* when installed in heavy duty track according to AS33601 with appropriate fasteners, loads applied individually

allsafe
made in germany seit 1964

Panel and Stanchion Fittings · Inch Thread

Standard fitting for medium and high loads for all type of cabin installations.

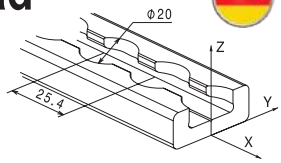

Double Stud Fitting

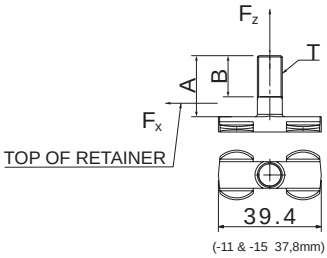

	A	B	T	Description	Material	Weight	Order code
	Double Stud Fitting						40 361-
	50.8	19.1	5/16-24	Double stud fitting Thread: **5/16-24 UNJF-3A** Ultimate load: * F_X > 24.0 kN / 5400 lbf F_Y > 24.0 kN / 5400 lbf F_Z > 28.9 kN / 6500 lbf (when installed with retainer P/N 41 475, load point top of retainer)	Forged steel, heat-treated and zinc-plated	42 grs.	-10
	22.9	20.8	5/16-24			30 grs.	-11
	27.2	19.1	5/16-24			32 grs.	-12
	33.3	19.1	5/16-24			35 grs.	-13
	45.7	19.1	5/16-24			40 grs.	-14
	19.1	16.9	5/16-24			28 grs.	-15
	32.5	30.4	5/16-24			34 grs.	-23
	27.7	5.6	5/16-24			27 grs.	-24
	45.2	43.1	5/16-24			39 grs.	-25
	23.9	11.2	5/16-24			31 grs.	-26
	23.9	19.8	5/16-24			31 grs.	-27
	31.8	12.7	5/16-24			34 grs.	-28
	23.4	13.7	5/16-24			31 grs.	-38
	50.8	48.7	5/16-24			42 grs.	-42
	36.6	19.1	5/16-24			36 grs.	-58
				Double stud fitting Thread: **3/8-24 UNJF-3A** Ultimate load: * F_X > 28.9 kN / 6500 lbf F_Y > 28.9 kN / 6500 lbf F_Z > 28.9 kN / 6500 lbf (when installed with retainer P/N 43 356, load point top of retainer)			
	28.4	16.5	3/8-24			38 grs.	-16
	23.4	15.8	3/8-24			35 grs.	-17
	44.2	15.8	3/8-24			47 grs.	-18
	36.6	15.8	3/8-24			42 grs.	-19
	30.5	15.8	3/8-24			39 grs.	-20
	25.9	20.6	3/8-24			36 grs.	-21
	45.2	43.1	3/8-24			47 grs.	-22
	64.3	62.2	3/8-24			58 grs.	-33
	30.5	28.5	3/8-24			39 grs.	-34
	44.2	22.4	3/8-24			47 grs.	-35
	19.3	17.2	3/8-24			33 grs.	-36
	19.6	9.7	3/8-24			33 grs.	-37
	17.5	11.2	3/8-24			32 grs.	-39
	56.1	54.0	3/8-24			53 grs.	-40
	54.0	16.5	3/8-24			52 grs.	-47
	24.6	22.5	3/8-24			36 grs.	-51

* when installed in heavy duty track according to AS33601 with appropriate fasteners, loads applied individually

other dimensions upon request

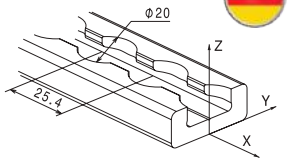

Retainer for Double Stud Fitting

			Description	Material	Weight	Order code
	Retainer 5/16"					41 475-
	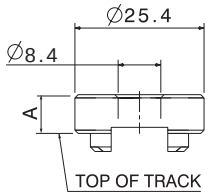		For locking in track direction, to be used with fittings type 40 361 with thread 5/16"	Steel, zinc-plated		
		A				
		7.6			27 grs.	-10
		3.8			13 grs.	-11
	Retainer 3/8"					43 356-
	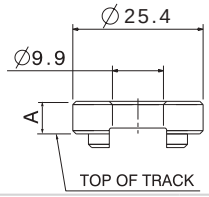		For locking in track direction, to be used with fittings type 40 361 with thread 3/8"	Steel, zinc-plated		
		A				
		6.4			20 grs.	-10
		3.8			12 grs.	-11
		4.3			15 grs.	-16

Double Stud Fitting Assembly

					Description	Material	Weight	Order code
				Double Stud Assy				40 191-
	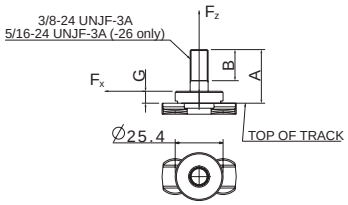				Double stud assembly Thread: **3/8-24 UNJF-3A** Ultimate load: * F_X > 28.9 kN / 6500 lbf F_Y > 28.9 kN / 6500 lbf F_Z > 28.9 kN / 6500 lbf	Body: forged steel, heat-treated and zinc-plated Retainer: alloy steel, zinc-plated		
		A	**B**	**G**				
		23.4	15.7	6.4			57 grs.	-10
		44.2	15.7	6.4			69 grs.	-11
		36.6	15.7	6.4			64 grs.	-12
		30.5	15.7	6.4			61 grs.	-13
		25.9	20.6	3.8			49 grs.	-15
		36.6	15.7	3.8			55 grs.	-18
		44.2	15.7	3.8			60 grs.	-19
		45.2	43.2	6.4			69 grs.	-20
		64.3	62.0	6.4			80 grs.	-22
		44.2	22.4	6.4			69 grs.	-23
		19.6	9.7	3.8			46 grs.	-25
		56.1	54.1	3.8			66 grs.	-27
		30.5	28.4	3.8			52 grs.	-29
		23.4	15.7	3.8			48 grs.	-32
		30.5	15.7	3.8			52 grs.	-33
		45.2	43.2	3.8			60 grs.	-34
		44.2	22.4	3.8			60 grs.	-36
		19.3	17.0	3.8			46 grs.	-37
		19.0	17.0	3.8	Thread: **5/16-24 UNJF-3A** Ultimate load: * F_X > 24.0 kN / 5400 lbf F_Y > 24.0 kN / 5400 lbf F_Z > 28.9 kN / 6500 lbf		41 grs.	-26

allsafe
made in germany seit 1964

Panel and Stanchion Fittings · Inch Thread

Choose corrosion protected Single Stud Fittings to have lightweight and standardized design for small and mediumsize cabin installations.

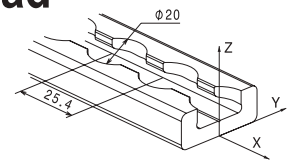

Single Stud Fitting

		Description	Material	Weight	Order code
	Single Stud 5/16" Fitting				40 110 -
	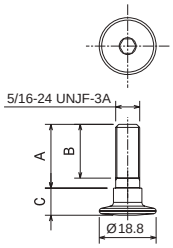	Single stud fitting Thread: 5/16-24 UNJF-3A Ultimate load: * F_z > 17.8 kN / 4000 lbf	Steel, heat treated and zinc-plated		

A	B	C				
21.1	17.8	8.4			15 grs.	- 11
28.5	22.4	8.4			18 grs.	- 12
17.5	14.2	6.3			14 grs.	- 16
39.9	38.1	8.4			23 grs.	- 18

		Description	Material	Weight	Order code
	Single Stud 5/16" Fitting				40 214 -
	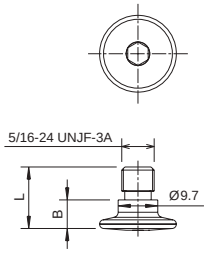	Single stud fitting Thread: 5/16-24 UNJF-3A Ultimate load: * F_z > 17.8 kN / 4000 lbf	Steel, heat-treated Finish: zinc-plated		

B	L				
7.4	15.5			11 grs.	- 10
7.4	29.5			16 grs.	- 12
7.4	21.2			13 grs.	- 13
7.2	24.2			14 grs.	- 16

		Description	Material	Weight	Order code
	Single Stud 3/8" Anti Rotating Fitting				40 350 -
	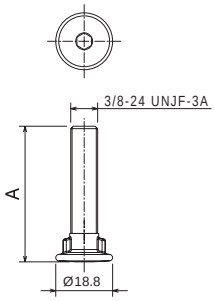	Single stud anti-rotating fitting Thread: 3/8-24 UNJF-3A Ultimate load: * F_z > 17.8 kN / 4000 lbf	Steel, heat-treated Finish: zinc-plated		

A				
26.2			19 grs.	- 10
29.7			21 grs.	- 11
41.9			28 grs.	- 12
34.5			24 grs.	- 15
23.8			18 grs.	- 18
27.0			20 grs.	- 20
30.2			21 grs.	- 22

* when installed in heavy duty track according to AS33601 with appropriate fasteners, loads applied individually

Panel and Stanchion Fittings · Inch Thread

Single Stud Assys for almost all applications – including corrosion protected surface.

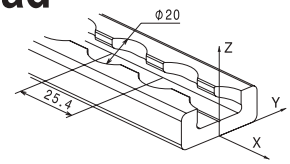

Single Stud Fitting Assembly

		Description	Material	Weight	Order code
	Single Stud 3/8" Assy NLP				110067-10
	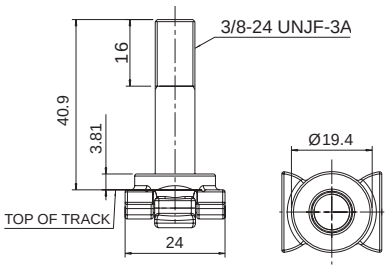	Single stud assembly no loose parts Thread: 3/8-24 UNJF-3A Ultimate loads: * F_X > 16.0 kN / 3500 lbf F_Y > 16.0 kN / 3500 lbf F_Z > 16.0 kN / 3500 lbf	Fitting and retainer: CRES, cad-plated	46 grs.	
	Single Stud 3/8" Assy with Nut				40 351 -
	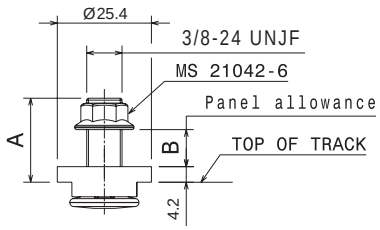	Single stud assembly anti-rotating Thread: 3/8-24 UNJF-3A Ultimate loads: * F_X > 17.8 kN / 4000 lbf F_Y > 17.8 kN / 4000 lbf F_Z > 17.8 kN / 4000 lbf	Stud and retainer: steel, heat-treated Finish: zinc-plated		
		A / **B**			
		19.3 / 6.0		69 grs.	- 10
		22.9 / 10.0		71 grs.	- 11
		34.3 / 21.0		78 grs.	- 12
		38.1 / 25.0		80 grs.	- 13
	Single Stud 3/8" Assy with Knurled Nut				40 073 -
	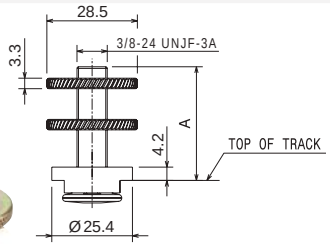	Single stud assembly anti-rotating, supplied with knurled nut Thread: 3/8-24 UNJF-3A Ultimate loads: * F_X > 17.8 kN / 4000 lbf F_Y > 17.8 kN / 4000 lbf F_Z > 17.8 kN / 4000 lbf	Stud and retainer: steel, heat-treated Finish: zinc-plated	46 grs.	
		A			
		16.9	with 1 knurled nut	51 grs.	- 10
		24.2	with 1 knurled nut	55 grs.	- 11
		26.3	with 1 knurled nut	57 grs.	- 31
		36.0	with 2 knurled nut	81 grs.	- 13
	Self Locking Nut 5/16"				MS 21042-5
		acc. MS 21042-5		4 grs.	
	Self Locking Nut 3/8"				MS 21042-6
		acc. MS 21042-6		5 grs.	

* when installed in heavy duty track according to AS33601 with appropriate fasteners, loads applied individually

allsafe
made in germany seit 1964

Panel and Stanchion Fittings · Metric Thread

Combining intelligent surface with metric thread – ideal for A400M and NH90.

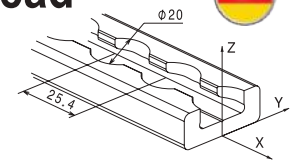

Single- and Double Stud Fittings

		Description	Material	Weight	Order code
	Single Stud MJ8x1 / MJ8x1.25 Fitting 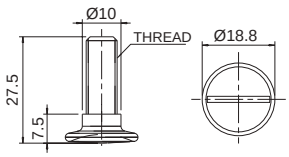	Single stud fitting Thread: **-10**: MJ8x1.25 **-11**: MJ8x1 Ultimate load: * F_Z > 17.8 kN / 4000 lbf	CRES, passivated	17 grs.	120107 - -10 -11
	Single Stud MJ10 Fitting 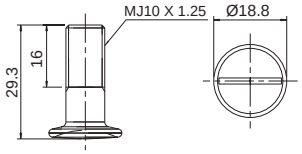	Single stud fitting Thread: MJ10x1.25 Ultimate load: * F_Z > 17.8 kN / 4000 lbf	CRES, passivated	22 grs.	120108 -10
	Double Stud MJ10 Fitting 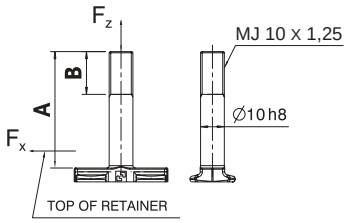	Double stud fitting Thread: MJ10x1.25 Ultimate load: * F_X > 29.5 kN / 6640 lbf F_Y > 29.5 kN / 6640 lbf F_Z > 29.5 kN / 6640 lbf (when installed with retainer P/N 120161-10, load point top of retainer)	Stud steel forging, heat-treated and zinc-plated		120160 -
	A: 23.0 / B: 14.0			37 grs.	-10
	A: 29.0 / B: 13.0			40 grs.	-11
	A: 29.0 / B: 27.0			40 grs.	-12
	A: 49.0 / B: 18.0			53 grs.	-13
	A: 36.0 / B: 14.0			45 grs.	-14
	A: 27.0 / B: 13.0			39 grs.	-15
	Double Stud MJ10 Assy 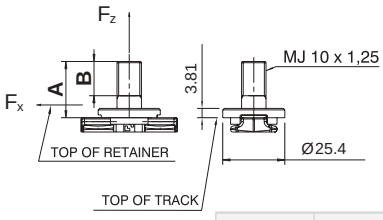	Double stud assembly Thread: MJ10x1.25 Ultimate load: * F_X > 29.5 kN / 6640 lbf F_Y > 29.5 kN / 6640 lbf F_Z > 29.5 kN / 6640 lbf (load point top of retainer)	Stud steel forging, heat treated and zinc plated, retainer alloy steel, zinc plated		110066 -
	A: 23.0 / B: 14.0			50 grs.	-10
	A: 29.0 / B: 13.0			53 grs.	-11
	A: 29.0 / B: 27.0			53 grs.	-12
	A: 49.0 / B: 18.0			66 grs.	-13
	A: 36.0 / B: 14.0			58 grs.	-14
	Nut Hexagon MJ10	Self-locking nut to be used with thread MJ10x1.25		6 grs.	EN3536 -100

* when installed in heavy duty track according to AS33601 with appropriate fasteners, loads applied individually

Panel and Stanchion Fittings · Female Metric Thread

Compact and standardized design meets high load capacity and excellent corrosion resistance for all cabin installations.

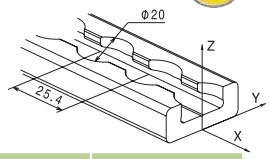

Single- and Double Stud Assemblies

		Description	Material	Weight	Order code
	Single Stud MJ6 F NLP Assy				110188-10
	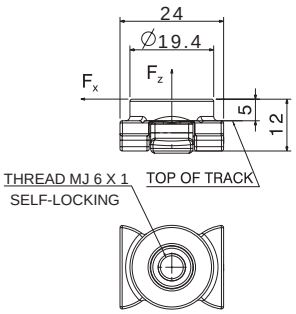	Single stud assembly Thread: MJ6x1 (blind hole), self-locking (re-usable), no loose parts Ultimate loads: * F_X > 10.0 kN / 2250 lbf F_Y > 10.0 kN / 2250 lbf F_Z > 16.0 kN / 3500 lbf	Fitting and retainer: CRES, zinc-plated	27 grs.	
	Double Stud MJ8 F TL Assy				110189-
	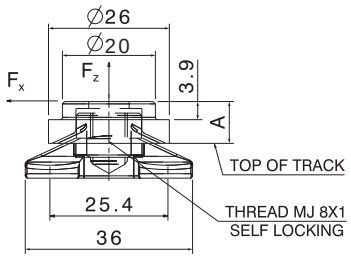	Double stud assembly Thread: MJ8x1 (blind hole), self-locking (re-usable) Ultimate loads: * F_X > 27.0 kN / 6000 lbf F_Y > 16.0 kN / 3500 lbf F_Z > 35.0 kN / 8000 lbf	Body and retainer: CRES finish: see table	13 grs.	

A				
9.0	thread-lock, no-loose-parts	zinc-plated	47 grs.	-32
7.5	thread-lock, no-loose-parts	zinc-plated	41 grs.	-33
9.0	thread-lock	zinc-plated	47 grs.	-50
7.5	thread-lock	zinc-plated	41 grs.	-51

* when installed in heavy duty track according to AS33601 with appropriate fasteners, loads applied individually

allsafe
made in germany seit 1964

Restraint Fittings

Best in class – allsafe provides only high quality fittings Made in Germany.

Our in-house production especially of various Tiedown Fitting products with single parts coming from certified sub suppliers in Germany makes the difference:

- highest safety level with computer controlled assembly process
- highest quality level with best corrosion protection because of e.g. high-grade stainless steel or ZnNi surface treatment; free of CrVI, REACH compliant
- 100% airworthiness and full traceability with batch tracking
- product know how and documentation state of the art; datasheet drawings and CAD models available
- short lead times, all parts made to order

Tiedown Single Stud Fitting

Tiedown Triple Stud Fitting

Tiedown Double Stud Fitting with Ring

packaging units with 100 pcs. and 250 pcs. available

Restraint Fittings

Best in class: Sicherheit Made in Germany with computer controlled assembly and fulltrace ability.
Different options make them custom-fit.

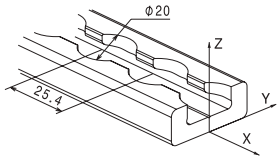

Tiedown Single Stud Fitting

				Description	Material	Weight	Order code
Tiedown Single Stud							
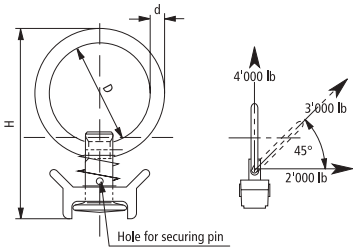				Tiedown single stud Ultimate load: see table	Stud: ZnNi-plated Retainer: aluminium anodized Ring: stainless steel		
	D	**d**	**H**	**Ultimate load: ***	**Remark**		
	20	4	49.5	F_X > 8.9 kN / 2000 lbf F_Y > 8.9 kN / 2000 lbf $F_{XZ45°}$ > 8.9 kN / 2000 lbf $F_{YZ45°}$ > 8.9 kN / 2000 lbf F_Z > 8.9 kN / 2000 lbf		36 grs.	110500-10
					With hole for securing pin (SP)	35 grs.	110500-20
	29,5	5	61			41 grs.	110501-10
					With hole for securing pin (SP)	40 grs.	110501-20
	35	5	66,5	F_X > 8.9 kN / 2000 lbf F_Y > 8.9 kN / 2000 lbf $F_{XZ45°}$ > 13.3 kN / 3000 lbf $F_{YZ45°}$ > 13.3 kN / 3000 lbf F_Z > 17.8 kN / 4000 lbf		45 grs.	110502-10
					With hole for securing pin (SP)	44 grs.	110502-20
	45	5	76,5			53 grs.	110503-10
					With hole for securing pin (SP)	52 grs.	110503-20
Tiedown Single Stud allsafe							110218-
				Tiedown single stud allsafe Ultimate load: * F_X > 8.9 kN / 2000 lbf F_Y > 8.9 kN / 2000 lbf $F_{XZ45°}$ > 10.0 kN / 2250 lbf $F_{YZ45°}$ > 10.0 kN / 2250 lbf F_Z > 12.5 kN / 2800 lbf	Stud: ZnNi-plated Retainer: aluminium anodized Ring: stainless steel -20 With hole for securing pin (SP)	46 grs. 45 grs.	-10 -20

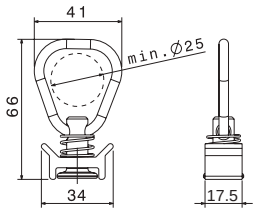

* when installed in heavy duty track according to AS33601, loads applied individually

packaging units with 100 pcs. available

Restraint Fittings

High ultimate load meets various attachment opportunities. International standard gives you confidence in choosing the right basic design for your application. High quality with fulltrace ability.

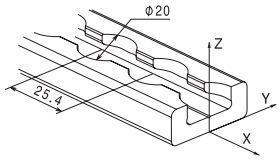

Tiedown Double and Triple Stud Fitting

		Description	Material	Weight	Order code
	Tiedown Double Stud Fitting				110600-10
	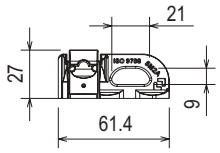	Tiedown double stud fitting ISO 9788 with hole for securing pin (SP) Ultimate load: * > 22.2 kN / 5000 lbf any direction	Steel, ZnNi-plated	102 grs.	
	Tiedown Double Stud Fitting with Ring				110601-10
	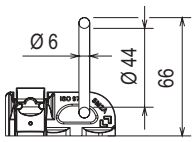	Tiedown double stud fitting with ring d = 44/6 with hole for securing pin (SP) Ultimate load: * > 22.2 kN / 5000 lbf any direction	Steel, ZnNi-plated Ring: stainless steel	137 grs.	
	Tiedown Double Stud Fitting with two Rings				110602-10
	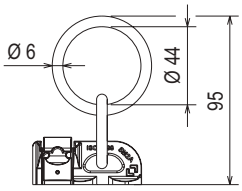	Tiedown double stud fitting with link and ring with hole for securing pin (SP) Ultimate load: * > 22.2 kN / 5000 lbf any direction	Steel, ZnNi-plated Rings: stainless steel	164 grs.	
	Tiedown Double Stud Fitting with Plate				110603-10
	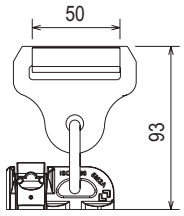	Tiedown double stud fitting with chain link and plate with hole for securing pin (SP) Ultimate load: * > 22.2 kN / 5000 lbf any direction	Steel, ZnNi-plated Ring: stainless steel	196 grs.	
	Tiedown Triple Stud Fitting				110650-10
	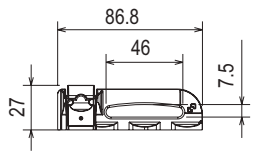	Tiedown triple stud fitting with hole for securing pin (SP) Ultimate load: * F_X > 25 kN / 5600 lbf F_Y > 25 kN / 5600 lbf F_{XZ} 45° > 25 kN / 5600 lbf F_{YZ} 45° > 35 kN / 7850 lbf F_Z > 35 kN / 7850 lbf	Steel, ZnNi-plated	139 grs.	
	Splint for use as securing pin (SP)	To lock retainer of single and double stud fittings ISO 1234	Stainless steel	2 grs.	160149-10
	R-clip for use as securing pin (SP)	To lock retainer of single and double stud fittings DIN 11024	Stainless steel	7 grs.	160150-10

* when installed in heavy duty track according to AS33601

allsafe made in germany seit 1964

Restraint Fittings

To be sewed on a strap or directly fitted into airline track – available for all applications, strong, lightweight and easy to use.

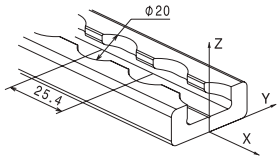

Cam Buckles

	Description	Material	Weight	Order code
Cam Buckle Anodized				75003
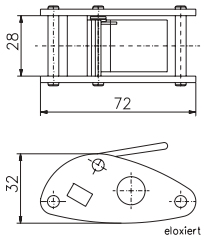	Cam buckle anodized Ultimate load: * > 8.9 kN / 2000 lbf	Body and lever: aluminium, anodized	80 grs.	
Cam Buckle with Hook				75004
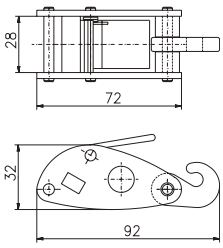	Cam buckle with hook Ultimate load: * > 6.7 kN / 1500 lbf	Body, lever and hook: aluminium, anodized	92 grs.	
Cam Buckle with Single Stud				75005
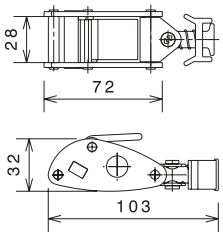	Cam buckle with single stud Ultimate load: * > 7.25 kN / 1600 lbf	Frame: aluminium, anodized Stud: galv. steel Retainer: aluminium	123 grs.	

Aluminium Hook

	Description	Material	Weight	Order code
Snap Hook				75008
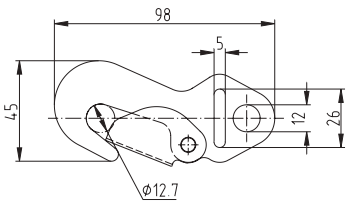	Snap hook Ultimate load: * > 11.5 kN / 2584 lbf	Aluminium, mill finish	43 grs.	

* when used with appropriate webding

Restraint Fitting application

We design for the application you require, customized to your specifications.

General Terms and Conditions of Sale and Supply (GTCSS) for Contracts outside the Webshop

1. General

1.1 These General Terms and Conditions of Sale and Supply are binding provided it is stated in a quote or in the order confirmation that they apply. Other terms and conditions of the customer shall not apply unless the supplier has expressly acknowledged them in writing.

1.2 No agreements and legally relevant declarations of the contractual partners shall be valid unless they have been made in writing.

2. Quotes and award of contract

2.1 The order signed by the customer is a binding offer. The contract is deemed to be concluded as soon as the supplier confirms acceptance in writing of an order after receipt of it.

2.2 The supplier's quotes are never binding.

2.3 Documents associated with the quote such as illustrations, drawings, weights and measurements are subject to change unless they are expressly described as binding. The supplier reserves retention of title to the documents which must not be disclosed to third parties.

3. Scope of supply, assembly

3.1 The confirmation of order shall define the scope and delivery of goods and performance of services. An additional charge shall be made for materials or services not contained therein.

3.2 The supplier shall be entitled to make part deliveries unless this represents an unreasonable inconvenience for the customer.

4. Prices and assembly costs

4.1 Unless otherwise agreed, the supplier's prices are net ex works, and exclusive of packaging, transport, insurance, assembly, installation and commissioning.

4.2 Installation costs shall be charged separately. The customer shall provide free of charge whatever resources and ancillary staff are necessary to assist the supplier's fitters. If a cost estimate is made, the supplier assumes no liability for the cost calculations on which the estimate is based.

5. Payment conditions

5.1 The supplier's invoices are immediately payable net.

5.2 The customer shall make payments without deducting expenses, taxes and charges of whatsoever type to the supplier's registered address.

5.3 In the event of payment arrears on the part of the customer, the supplier reserves the right, in addition to any statutory rights, to suspend scheduled deliveries immediately and to change the payment conditions.

5.4 The customer's right to offset its counterclaims against claims of the supplier is limited to those which are acknowledged in writing by the supplier or which came legally into force.

6. Retention of title

6.1 The supplier shall retain title to the object of supply until payment in full has been made. This retention of title covers all claims which the supplier acquires against the customer in connection with the supply, e.g. by virtue of repairs, assembly, delivery of spare parts or other services, including those made subsequently.

6.2 During the period in which retention of title applies, the customer shall take all necessary steps to protect the supplier's property and to inform the supplier promptly of any damage. Moreover, the customer shall eliminate any damage correctly and appropriately at its own expense.

6.3 The customer shall be authorised to sell the delivery item in the course of normal business. The customer herewith assigns to the supplier in advance the purchase price claim associated with this further sale limited to the amount of the final total on the supplier's invoice (including VAT).

6.4 For its part, the customer agrees to retain title to the object of sale if its customer does not pay in full at the latest by the time of hand-over of the delivery item.

6.5 In the event of the supplier's goods subject to retention of title being indissolubly associated with other objects, the supplier shall have joint title to such associated objects in terms of the invoice final total relating to the goods subject to retention of title compared with the purchase price of the other associated objects as the values were at the time of the said association.

6.6 The assignment of claims to secure the claims according to section 6.3 also includes those claims which the customer acquires against a third party as a result of an association of the goods subject to retention of title with another object.

6.7 The retention of title shall also continue to apply to claims of the supplier arising from the business relationship until settlement of the claims associated with the sale.
At the request of the customer, the supplier shall waive the retention of title if the customer has incontestably settled all the claims associated with the object of sale and if an appropriate form of security is in place for the remaining claims arising from the ongoing business relationship.

6.8 At the request of the customer, the supplier shall release securities which it has provided to the supplier under this contract if they are no longer needed to secure the claims of the supplier arising from the ongoing business relationship, especially if they exceed the value of all secured claims by more than 20%.

6.9 Assertion of the retention of title and any attachment of the delivery item by the supplier shall not constitute withdrawal from the contract.

7. Delivery period and storage costs

7.1 The delivery period begins with order acceptance by the supplier and after settlement in full of the technical issues. The delivery period is deemed to have been respected if by the time it ends the supply has left the works or the customer has been notified of its readiness for despatch.

7.2 The delivery period can be prolonged as appropriate:
- if the details required for execution of the order are not furnished to the supplier in good time or if they have been subsequently altered by the customer;
- if payment dates are not met;
- if obstacles occur which the supplier cannot remove despite exercising the requisite care, irrespective of whether such obstacles occur with the supplier, the customer or a third party. Examples of such obstacles are instances offorce majeure, for example epidemics, mobilisations, war, civil unrest, signi ficant operational breakdowns, accidents, labour disputes, delayed or faulty delivery of necessary raw materials or finished or semi-finished products, scrapping of significant parts, actions or omissions of authorities, natural events.

7.3 If dispatch is delayed at the request of the customer, the supplier reserves the right to charge the customer for the storage costs incurred, to be not less than 0.5% of the invoice amount. The obligation to bear the storage costs shall begin one month from the date of notification of readiness to dispatch.

8. Delayed delivery

8.1 The customer shall be entitled to assert a claim for compensation for delayed delivery caused by circumstances not covered by section 7.2. The customer can claim compensation for delay if the delay in delivery is demonstrably the supplier's default and if the customer can prove it has suffered damage as a result of this delay. If the customer is given assistance through a replacement supply, the claim to compensation for delayed delivery shall lapse.

8.2 The compensation for delayed delivery shall not be more than 0.5% for each full week of delay and shall not exceed in total 5% of the contracted price for the part of the supply which is delayed. The first two weeks of delay do not create a claim to compensation f or delayed delivery.

8.3 The customer's rights and claims in respect of delayed supplies or services shall be limited to those expressly specified in sections 8.1 and 8.2.

9. Delivery, assumption of risk, transport and insurance

9.1 Delivery shall be made from the registered address of the supplier, which is also the place of fulfilment. At the request and expense of the customer, the goods can be sent to a different destination (sale by dispatch). Provided nothing to the contrary has been agreed, the supplier shall be entitled to decide for itself the type of dispatch (particularly the carriers, dispatch route, packaging).

9.2 The supplier shall pack the products carefully. Packaging charges at cost price will be charged to the customer. Particular requests regarding dispatch and insurance must be communicated to the supplier in due time. The risk of the accidental destruction or accidental deterioration of the goods shall be transferred to the customer at the latest on hand-over. This applies also to part deliveries or where the supplier renders other services, e.g. has agreed to pay the dis patch costs, undertake the carriage or assembly of the goods. The risk of accidental destruction or accidental deterioration of the goods, as well as the risk of delay, is already transferred at the time when the goods are delivered to the forwarding agent, the carrier or any other person or institution appointed to carry out the dispatch. If dispatch is delayed for reasons for which the customer is accountable, the risk shall be transferred to the customer from the date of notification of readiness to dispatch. The customer shall, immediately upon receipt of the supply or freight documents, address complaints regarding the transport to the last freight carrier.

9.3 The customer shall be responsible for arranging insurance against losses of whatsoever type. Insurance, even where it is arranged by the supplier, shall be at the expense of the customer.

10. Inspection and acceptance of the supply

10.1 If the customer is an entrepreneur, he must inspect the supply promptly after receipt of the shipment. If a defect is detected, a specific complaint must be lodged promptly.

10.2 The complaints period is one week. The decisive date is the date of receipt of the written complaint (fax included) by the supplier. If the defect becomes apparent later, the written notification must be made promptly upon discovery. Should the customer fail to make a proper inspection and/or defect notification, the supplier shall have no liability in respect of the unnotified defect (section 11).

10.3 The warranty rights of a corporate customer shall lapse if it fails to meet its obligations under sections 10.1 and 10.2.

10.4 A corporate customer must return the goods complained of in the original or equivalent appropriate packaging free of carriage charges to the supplier.

11. Warranty and liability

11.1 The supplier warrants that products it supplies are free of manufacturing and material defects.

11.2 The basis for any liability for defects shall be principally the agreement concerning the nature or quality of the goods. The agreement on the nature or quality of the goods shall be the product descriptions expressly designated as such and which were disclosed to the customer before the order was made, or which likewise were included in this contract as are these GTCSS. Assured characteristics shall be those, and no other, which are expressly described as such in the order confirmation or directions for use. The assurance of such characteristics will not apply beyond expiry of the warranty period.

11.3 If material defects become apparent, the supplier shall be entitled at its discretion to eliminate the defects or to make a replacement delivery. The supplier shall be granted a reasonable period of at least 20 working days to repair the defects. The supplier shall be entitled to make several attempts to repair the defects to the extent that the customer can reasonably be expected to accept this.
This applies also where the supplier has undertaken to the customer to carry out work within the meaning of § 631 et seq German Civil Code [BGB].

11.4 If a defect as specified in section 11.3 is not eliminated in due time, the customer can demand reduction of the purchase price, cancellation of the contract or compensation subject to the following provisions (11.5 and 11.6).
However, the customer shall have no right of withdrawal for only minor defects.

11.5 Compensation is limited to the foreseeable and direct average loss typical of this kind of contract related to the nature of the goods.
This limitation does not apply to claims arising from injuries to life, limb or health or other losses for which the supplier is accountable due to gross negligence or wilful damage on the part of the supplier.

11.6 If the customer chooses to withdraw from the contract because of a defect and failure to effect subsequent fulfilment, it shall not be entitled to claim compensation for the defect. § 325 German Civil Code [BGB] is waived in this respect.

11.7 The warranty shall expire prematurely if the customer or third parties make in appropriate modifications or repairs, if the customer does not follow the supplier's operation or servicing instructions or, where a defect has become apparent, does not immediately take all suitable action to minimise damage and fails to give the supplier the opportunity to correct the fault.

11.8 The warranty period is two years from delivery of the object.
All cases of breach of contract and their legal consequences and all claims of the customer, irrespective of the legal grounds on which they are based, are governed conclusively in these terms and conditions. In particular, all claims to compensation, price reduction, contract cancellation or withdrawal from the contract not explicitly named herein shall be excluded. Liability for consequential losses is not accepted unless mandatory statutory product liability provisions stipulate otherwise.

12. Applicable law

This contract is subject to German law.
The provisions of the UN Convention on the International Sale of Goods (CISG) shall not apply.

13. Place of jurisdiction

The place of jurisdiction is the registered address of the supplier.
The supplier may at its discretion also take legal action at the place of jurisdiction of the customer.

14. Severability clause

Should any of the above GTCSS be or prove to be invalid, the remaining provisions shall remain in force. In such a case, the parties shall make lawful agreements concerning the void provisions which on the one hand satisfy the statutory regulations and on the other come as close as possible to the purpose originally intended.

General Terms and Conditions of Sale and Supply (GTCSS)
dated 1 August 2011

allsafe GmbH & Co. KG
Gerwigstraße 31
D-78234 Engen

active P/N allsafe – blue other / superseded P/N – grey	alternative PN	page
110057		36
110059		35
110065		35
110066		42
110067		41
110068		35
110074		30
110088		34, 35
110089		24
110090		35
110095		34
110099		34
110120		36
110185		31
110188		43
110189		43
110218		46, 54
110413		30
110500-10		46, 54
110500-20		46, 54
110501-10	NSA 939599-96000	46, 54
110501-20		46, 54
110502-10		46, 54
110502-20		46, 54
110503-10		46, 54
110503-20		46, 54
110600-10		47, 54
110601-10		47, 54
110602-10		47, 54
110603-10		47, 54
110650-10		47, 54
110713-31		27
110713-32		27
110935		54
110936		58
110937		24
110939-11		34
110941-10		54
112002-10		25
112003-10		25
112003-20		25
112003-41		25
112004-10		25
114211-10		24
114337		35
120091-11	D255-72062-218-00	18
120107		42
120108		42
120120-22		37

active P/N allsafe – blue other / superseded P/N – grey	alternative PN	page
120160		42
120166		37
120220		31
120233		31
120235		16
120236		31
120237		10
120247		10
120284-51		31
120414		10
120416		10
120615-40		31
121006-10		54
121007-10		54
121008-10		54
121009-10		54
121010-10		54
121011-10	75559	54
121012-10		54
121023		36
121024		36
122019		18
122020		18
122022-10		54
122055		54
122163		18
160035		26
160036		26
160037		26
160145	110601-10	47
160149-10		47
160150-10		47
40 000-11	122019	18
40 000-15	122020	18
40 000-19	122021	18
40 073		41
40 110		40
40 191		39
40 214		40
40 350		40
40 351		41
40 361-10	NSA 939599-89901	38
40 361-11	NSA 939599-89902	38
40 361-12	NSA 939599-89903	38
40 361-13	NSA 939599-89904	38
40 361-14	NSA 939599-89905	38
40 361-15	NSA 939599-89906	38
40 361-17	NSA 939599-89917	38
40 361-18	NSA 939599-89918	38

active P/N allsafe – blue other / superseded P/N – grey	alternative PN	page
40 361-19	NSA 939599-89919	38
40 361-21	NSA 939599-89921	38
40 361-22	NSA 939599-89922	38
40 361-23	NSA 939599-89907	38
40 361-24	NSA 939599-89908	38
40 361-25	NSA 939599-89909	38
40 361-26	NSA 939599-89910	38
40 361-27	NSA 939599-89911	38
40 361-28	NSA 939599-89912	38
40 361-30	NSA 939599-89913	38
40 361-32	NSA 939599-89914	38
40 361-38	NSA 939599-89915	38
40 361-40	NSA 939599-89923	38
40 361-42	NSA 939599-89916	38
40 361-47	NSA 939599-89924	38
40 456	71202	12
40 467	71009	10
41 475-10	NSA 939599-8991A	39
41 475-11	NSA 939599-8991B	39
41 713	110713	27
41 986	71201	12
42 182		30
42 615		30
42 922		30
43 356-11	NSA 939599-8991C	39
43 977-10	122022-10	54
47556-11	110601-10	47
47556-13	110600-10	47
512132		54
520829		14
520830		14
520856		14
520873		14
520886		14
520923		14
521523		16
521524		16
521525		16
521695		14
71009		10
71052		54
71057		54
71105	110501-10	46
71133	110502-10	46
71137	110600-10	47
71138	110601-10	47
71139	110603-10	47
71155	110503-10	46
71201		12

active P/N allsafe – blue other / superseded P/N – grey	alternative PN	page
71202		12
71863		54
75003		48, 54
75004		48
75005		48
75008		48, 54
75012		54
75014		54
75016	110503-10	46
75017	110502-10	46
75018	110500-20	46
75019	110502-10	46
75020	110602-10	47
75021	110600-10	47
75035	75003	49
75042	110603-10	47
75045		54
ABS1262C020		37
ABS1262C030		37
ABS1262F010		37
B+B 230501-11	110503-10	46
B+B 230501-21	110503-10	46
B+B 230504-11	110502-10 ?	46
B+B 230504-21	110502-10 ?	46
B+B 230505-21	110500-20	46
B+B 230506-11	110502-20	46
B+B 231100-12	75003	49
B+B 237527-21	110651-10	48
B+B 237541-11	75008	48
B+B 237562-21	110600-10	47
B+B 237562-22	110601-10	47
B+B 237562-23	110602-10	47
B+B 237562-24	110603-10	47
B+B 237562-25	110600-10	47
B+B 237624-11	75006 A	48
B+B 237643-11	75005	49
D255-72062-218-00		18
DAN152-1		18
DAN152-2		19
DAN152-3		19
DAN152-4		19
DAN152-5		19
DAN152-6		19
DAN152-7		19
EN3536-100		42
MS21042-5		41
MS21042-6		41

allsafe
made in germany seit 1964

Quality Management

Approvals and Certificates

allsafe is committed to Quality.
Our certifications are the proof of this committment.
You can download copies of the valid certificates and approvals from our homepage **www.allsafe-group.com**

We are qualified supplier for most Aerospace OEMs as well as for their supply base.

EN 9100:2018

CERTIFICATE

The Certification Body
of TÜV SÜD Management Service GmbH
certifies that

allsafe GmbH & Co. KG
Gerwigstr. 31 • 78234 Engen
Germany

with the certification structure **Single site**
in the partition of aerospace, space and defence

has established and applies
a Quality Management System for

Design and Development, Manufacturing and Sales of fittings, airline tracks, anchor points and textile products in the subrange of aviation, space and defense industry.

An audit was performed in compliance with EN 9104-001:2013, Order No. **70022345.**

Proof has been furnished that the requirements according to

EN 9100:2018
technically equivalent to AS 9100D and JISQ 9100:2016 for Aviation, Space and Defence organizations are fulfilled.

Include the standard ISO 9001:2015 Quality Management System.

Issue date: **2022-04-03**
Expiry date: **2025-04-02**
Certificate Registration No.: **12 210 21035 TMS.**

Head of Certification Body
Munich, 2022-03-07

ISO 9001:2015

CERTIFICATE

The Certification Body
of TÜV SÜD Management Service GmbH
certifies that

allsafe GmbH & Co. KG
Gerwigstr. 31, 78234 Engen
Germany

Scope of application:
Design and production of fastening elements for seats and for load securing.

allsafe GmbH & Co. KG
Marie-Curie-Str. 3, 15517 Fürstenwalde
Germany

Scope of application:
Production of fastening elements for seats and for load securing

has established and applies
a Quality Management System.

An audit was performed, Order No. **70022345.**

Proof has been furnished that the requirements according to

ISO 9001:2015

are fulfilled.

The certificate is valid from **2021-06-25** until **2024-06-24.**
Certificate Registration No.: **12 100 21035 TMS.**

Head of Certification Body
Munich, 2021-06-29

ISO 14001:2015

CERTIFICATE

The Certification Body
of TÜV SÜD Management Service GmbH
certifies that

allsafe GmbH & Co. KG

Gerwigstr. 31 • 78234 Engen
Germany
for the scope of application
Development, construction, production and sale of load restraint systems

Marie-Curie-Str. 3 • 15517 Fürstenwalde
Germany
for the scope of application
Production and sale of load restraint systems

has established and applies
an Environmental Management System.

An audit was performed, Order No. **70022345.**

Proof has been furnished that the requirements according to

ISO 14001:2015

are fulfilled.

The certificate is valid from **2021-06-01** until **2024-05-31.**
Certificate Registration No.: **12 104 21035 TMS.**

Head of Certification Body
Munich, 2021-03-22

IATF 16949:2016



CERTIFICATE

The Certification Body
of TÜV SÜD Management Service GmbH
certifies that

allsafe GmbH & Co. KG
Gerwigstr. 31
78234 Engen
Germany

has established and applies
a Quality Management System for

Design and production of fixation elements for seats and for cargo securing
(with Product Design as per Chapter 8.3).

An audit was performed and has furnished proof that the requirements according to

IATF 16949
First Edition 2016-10-01

are fulfilled.

Issue date: **2021-06-25**
Expiry date: **2024-06-24**
Certificate Registration No.: **12 111 21035 TMS**
IATF Certificate No.: **0407464**
Part of the certificate is an appendix.

Head of Certification Body
Munich, 2021-06-29

Page 1 of 2

Part 21 Section A Subpart O and ETSO C172a

EASA

Procedures demonstrating capability for design
EASA finding of compliance – AF047

1. Company name and address
Allsafe GmbH & Co. KG
Gerwigstr. 31
D-78234 Engen
Germany

2. Design approval case for which the Company applies for an alternative procedure to COA

3. Reference of Procedures

4. Statement of DOATL approved for the procedures

Part 21 Section A Subpart G

BUNDESREPUBLIK DEUTSCHLAND
LUFTFAHRTBUNDESAMT

Mitgliedstaat der Europäischen Union
BESCHEINIGUNG DER GENEHMIGUNG ALS HERSTELLUNGSBETRIEB

Aktenzeichen: DE.210.0077

allsafe GmbH & Co. KG
Gerwigstraße 31
78234 Engen

Part 145 C6

BUNDESREPUBLIK DEUTSCHLAND
LUFTFAHRTBUNDESAMT

allsafe GmbH & Co. KG
Gerwigstraße 31
78234 Engen

Seat and Cargo Track

AS 33601 specification

Standard AS33601 (excerpt)

Widely used in the aerospace industry to assure compliance between track and fitting.

allsafe fittings are all designed to fit in tracks conforming with AS33601, but may not comply in every dimension with this standard.

Heavy Duty seat and cargo tracks from allsafe comply with the AS33601.

Due to geometrical constraints other tracks may have smaller inner dimensions.

Please consult us for compliance with fittings when using other tracks than Heavy Duty sections.

for stud

in mm

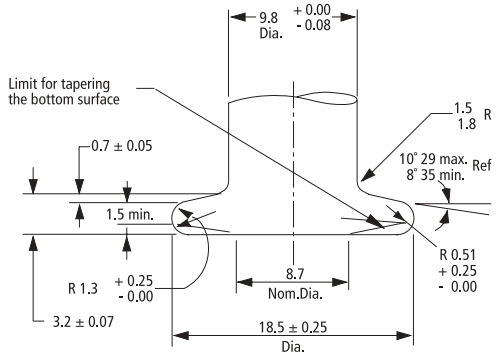

in inch

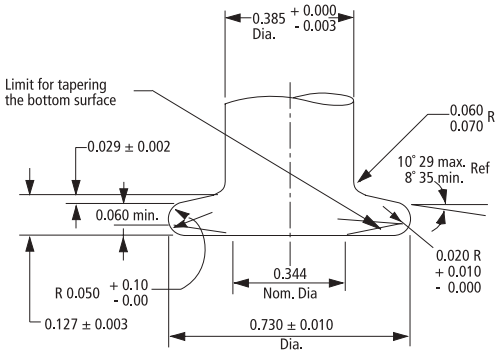

for track

in mm

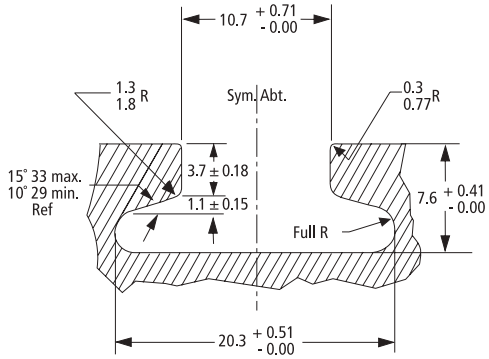

in inch

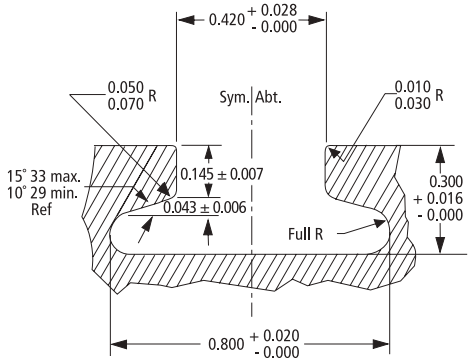

allsafe made in germany seit 1964

allsafe made in germany seit 1964

What the icons and abbrevations mean

Made in Germany

New

QC	=	Quick Change
TL	=	Thread Lock
NLP	=	No Loose Parts (retainer attached to fitting)
AR	=	Anti Rotating
UL_Z	=	Ultimate Load straight
F	=	Female thread

Dimensions
Dimensions are in mm, unless otherwise specified
Ultimate Load Capacity
Working load requirements should be evaluated by the user before selecting appropriate hardware
Weight
General tolerances for weight: ± 5 %.
Availability
Please consult us for availability as not all items shown in the catalogue are available from stock.
Part numbers
See cross reference list for alternative P/Ns (Brüggemann+Brand / Ancra Intl. LLC). Parts are not necessarily identical, but inter-changeable with allsafe P/Ns.
Intellectual property
Proprietary rights owned by allsafe GmbH & Co. KG are included in the information contained in this catalogue. By receiving it, you are agreeing not to reproduce all or part of this catalogue, transfer the information to other documents, or use or disclose information in this catalogue to other for manufacturing, technical or any other purpose without express written permission of allsafe GmbH & Co.KG.

We do not assume any liability for misprints or incorrectly transmitted drawings.

allsafe

made in germany seit 1964

allsafe GmbH & Co. KG
Gerwigstraße 31
78234 Engen / Germany
Telephone +49 (0)7733 5002-0
Fax +49 (0)7733 5002-47
E-Mail aerospace@allsafe-group.com
www.allsafe-group.com/aerospace

190011-15 · We reserve the right to make changes · 170522