
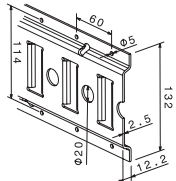
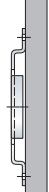


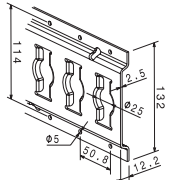



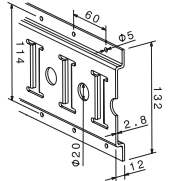



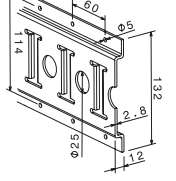




Combi-Zurrschienen Zum Aufsetzen.

► Profil und Länge



1 - Profil / Länge		Bestell-Code		
			Combi-Zurrschiene, Stahl verzinkt, Ø 20 mm Gewicht: 2,30 kg/m Länge: 220 bis 3000 mm 	71004 Combi 20 Länge xxxx mm
			Combi-Zurrschiene, Stahl verzinkt, Ø 25 mm Gewicht: 2,20 kg/m Länge: 220 bis 3000 mm 	71219 Combi 25 Länge xxxx mm
			Combi-Zurrschiene, Aluminium, Ø 20 mm Gewicht: 0,97 kg/m Länge: 220 bis 3000 mm 	71005 Combi Alu 20 Länge xxxx mm
			Combi-Zurrschiene, Aluminium, Ø 25 mm Gewicht: 0,97 kg/m Länge: 220 bis 3000 mm 	77225 Combi Alu 25 Länge xxxx mm

► Beispiel-Bestell-Code

Combi Alu Schlitz - 2120 