


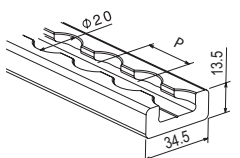

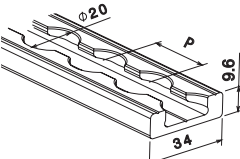

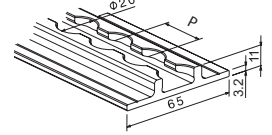

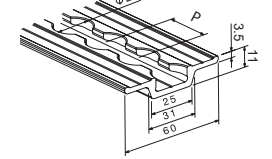

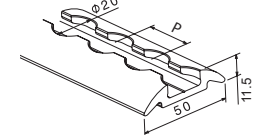

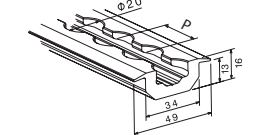

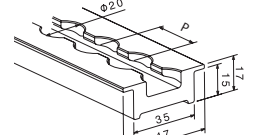
# ■ ■ ■ Airline Tracks for mock-ups

Economical alternative to heavy and medium duty tracks for use in mock-ups, assembly stations or for transport purposes.

Airline Tracks for mock-ups are produced from commercial aluminium alloys and can be used with most fittings corresponding to AS33601 or ISO7166.

Machining and surface treatment to your requirements can be offered.

## ► Profile and length (100 to 6000 mm)

1 - Profile / Length	2 - Starting dimension	3 - Mounting holes	4 - Ends	5 - Track cover / End caps		
			Description	Material	Weight	Order code
	<b>Airline track, rectangular</b>			Aluminium	900 grs/m	520829 rectangular Length mm xxxx
						
	<b>Airline track light, rectangular</b>			Aluminium	550 grs/m	520830 light rectangular Length mm xxxx
						
	<b>Airline track, flange</b>			Aluminium	800 grs/m	520856 flange Length mm xxxx
						
	<b>Airline track, with wing</b>			Aluminium	700 grs/m	520923 with wing Length mm xxxx
						
	<b>Airline track, semicircular</b>			Aluminium	710 grs/m	520873 semicircular Length mm xxxx
						
	<b>Airline track, recessed</b>			Aluminium	980 grs/m	520886 recessed Length mm xxxx
						
	<b>Airline tracks, floor track</b>			Aluminium	1160 grs/m	521695 floor track Length mm xxxx
						

## ▶ Starting point

✓	2 - Starting dimension	3 - Mounting holes	4 - Ends	5 - Track cover / End caps	Order code
e.g.: X = 0 mm	e.g.: X = 25.4 mm	e.g.: P = 25.4 mm			
If not indicated otherwise, the starting dimension is X = 0 mm, pitch P = 25.4 mm.					P-25.4

## ▶ Mounting holes

✓	✓	3 - Mounting holes	4 - Ends	5 - Track cover / End caps	Order code						
		AS 5	AS 6	S 5	S 6	D 5.5	D 6.6	D 8.5	N 5	individual	
		W	100°	100°	90°	90°				120°	90° / 100°
		D	10.7	13.0	11.0	13.0				12.0	10.0-20.0
		d	5.1	6.6	5.5	6.6	5.5	6.6	8.5	5.05	5.0-9.0
Please select the type of mounting holes (AS = Countersunk hole, D = Cylindric hole, N = Countersunk hole)					e.g.: AS 5						

## ▶ Pitch of mounting holes

✓	✓	3 - Mounting holes	4 - Ends	5 - Track cover / End caps	Order code
Please specify the pitch of the mounting holes a1 and a2					a1-xx / a2-xx

## ▶ Shape of ends

✓	✓	✓	4 - Ends	5 - Track cover / End caps	Order code
					A – straight A – burred A – R-xx A – F1-xx F2-xx A – SH-xx SL-xx
Please select the shape of the beginning of the track (max. radius or max. F2 = half of track width in mm)					
					E – straight E – burred E – R-xx E – F1-xx F2-xx E – SH-xx SL-xx
Please select the shape of the end of the track (max. radius or max. F2 = half of track width in mm)					

## ▶ Track cover / End caps

✓	✓	✓	✓	5 - Track cover / End caps	Order code
Track cover (not compatible with 71209 and 71224)					Track cover
Plastic end caps. Only in combination with straight ended caps (not compatible with 71207 and 320646)					End caps

## ▶ Sample order code


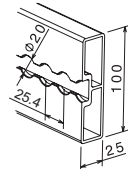

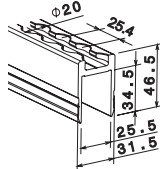

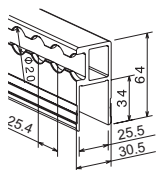

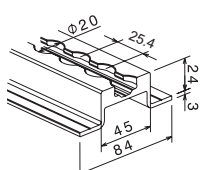
Airline track flange - 997 - P-25.4 - AS5 - a1-25.4/a2-50.8 - A-straight - E-straight - End caps

# Special Airline Tracks for mock-ups

Economical alternative to heavy and medium duty tracks for use in mock-ups, assembly stations or for transport purposes.

Special Airline Tracks for mock-ups are produced from commercial aluminium alloys and can be used with most fittings corresponding to AS33601 or ISO7166. Machining and surface treatment to your requirements can be offered.

## ► Profile and length

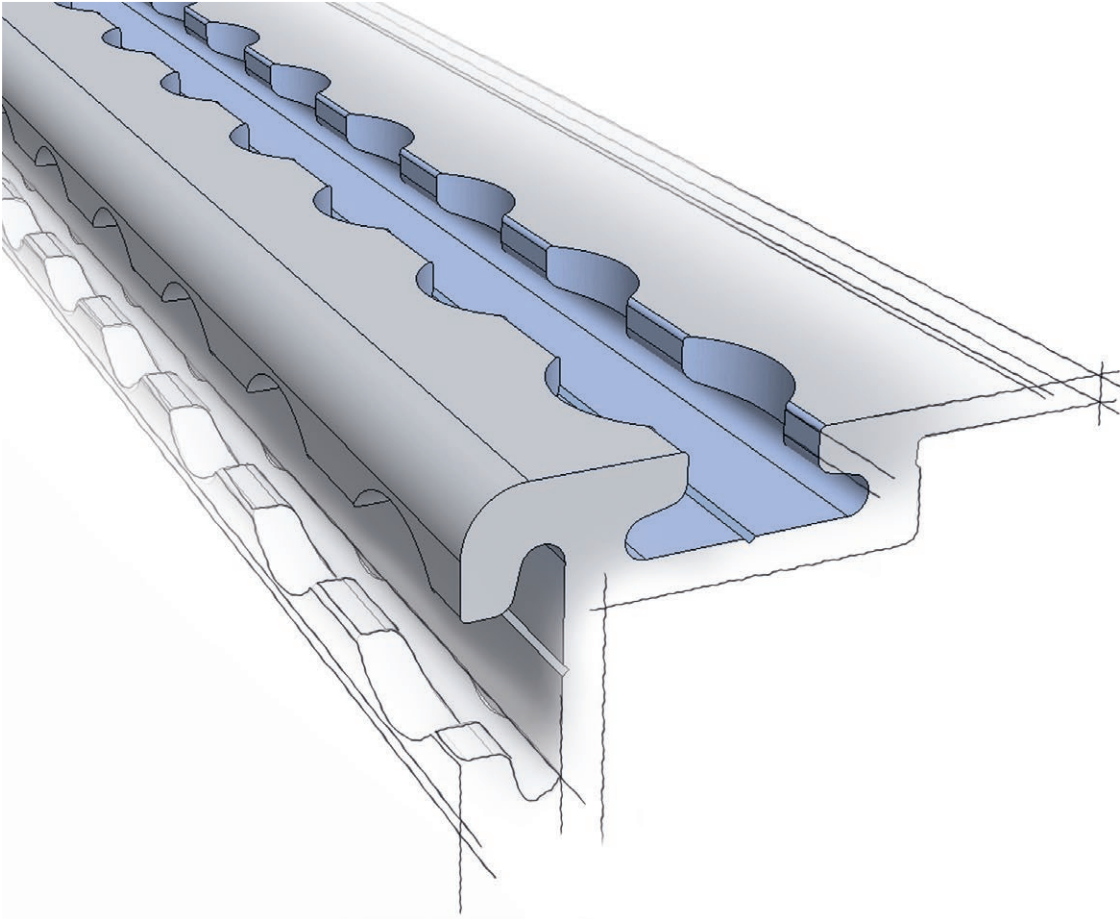
1 - Profile / Length		Description	Material	Weight	Order code
		Special Airline track, lashing profile	Aluminium	2100 grs/m	120235 lashing profile Length mm xxxx (220 - 7 200 mm)
		Special Airline track, side board top	Aluminium	1100 grs/m	521523 side board top Length mm xxxx (220 - 6 000 mm)
		Special Airline track, side board side	Aluminium	1300 grs/m	521524 side board side Length mm xxxx (220 - 6 000 mm)
		Special Airline track, 24 mm floor	Aluminium	1670 grs/m	521525 24 mm floor Länge mm xxxx (220 - 7 000 mm)

## ► Sample order code

Airline lashing profile - 1278



## ■ ■ ■ Customized Airline track



*We design the Airline track you require,  
customized to your specifications.*